



2023 Annual Report to the School Community

School Name: Richmond Primary School (5269)



- all teachers at the school meet the registration requirements of the [Victorian Institute of Teaching \(VIT\)](#)
-





How to read the Annual Report

What does the 'About Our School' commentary section of this report refer to?

The 'About our school' commentary provides a brief background on the school and an overview of the school's performance over the previous calendar year.

The 'School Context' describes the school's vision, values, and purpose. Details include the school's geographic location, size and structure, social characteristics, enrolment characteristics, and special programs.

The 'Progress towards strategic goals, student outcomes, and student engagement' section allows schools to reflect on highlights related to implementation of and progress towards the School Strategic Plan and Annual Implementation Plan, and efforts to improve student learning, wellbeing, and engagement.

What does the 'Performance Summary' section of this report refer to?

The Performance Summary includes the following:

School Profile

- student enrolment information
- the school's 'Student Family Occupation and Education' category
- a summary of parent responses in the Parent Opinion Survey, shown against the statewide average for Primary schools
- school staff responses in the area of School Climate in the School Staff Survey, shown against the statewide average for Primary schools

Learning

- English and Mathematics for Teacher Judgements against the curriculum
- English and Mathematics for National Literacy and Numeracy tests (NAPLAN).

Wellbeing

Student responses to two areas in the Student Attitudes to School Survey:

- Sense of Connectedness
- Management of Bullying

Engagement

- Student attendance at school

Results are displayed for the latest year and the average of the last four years (where available).

Key terms used in the Performance Summary are defined below:

Similar Schools

Similar Schools are a group of Victorian government schools with similar characteristics to the school.

This grouping of schools has been created by comparing each school's socio-economic background of students, the number of non-English speaking students and the school's size and location.

NDP and NDA

'NDP' refers to no data being published for privacy reasons or where there are insufficient underlying data. For example, very low numbers of participants or characteristics that may lead to identification will result in an 'NDP' label.

'NDA' refers to no data being available. Some schools have no data for particular measures due to low enrolments. There may be no students enrolled in some year levels, so school comparisons are not possible.

Note that new schools only have the latest year of data and no comparative data from previous years. The department also recognises unique circumstances in Specialist, Select Entry, English Language, Community Schools and schools that changed school type recently, where school-to-school comparisons are not appropriate.



The Victorian Curriculum

The Victorian Curriculum F–

Richmond Primary School



Wellbeing

2023 saw the continuation of our partnership with Real Schools. Real Schools facilitated in school professional learning for staff to further develop their knowledge of Restorative Practices. They enable us to enhance our school culture through committed teachers, caring students and connected communities. The professional learning occurred on a whole school curriculum day as well as an in-classroom day where the facilitator worked side-by-side with teachers and students. Together we were able to set clear expectations for ourselves and students. We were more consistent in our behaviour expectations across the school. Boundaries and routines for students were established and reinforced in the classroom and the yard. We take a "firm but fair" approach to each situation and no two situations are the same. This consistent approach was evident with improved results across all areas of our Attitudes to School Survey.

Engagement



Richmond Primary School

For more detailed information regarding our school please visit our website at
<https://richmondps.vic.edu.au/>



The Performance Summary for government schools provides an overview of how this school is contributing to the objectives of the Education State and how it compares to other Victorian government schools.

All schools work in partnership with their school community to improve outcomes for children and young people. Sharing this information with parents and the wider school community helps to support community engagement in student learning, a key priority of the Framework for Improving Student Outcomes 2.0 (FISO 2.0).

Refer to the 'How to read the Annual Report' section for help on how to interpret this report.

SCHOOL PROFILE

Enrolment Profile

A total of 363 students were enrolled at this school in 2023, 180 female and 183 male.

5 percent of students had English as an additional language and NDP percent were Aboriginal or Torres Strait Islander.

Overall Socio-Economic Profile

The overall school's socio-economic profile is based on the school's Student Family Occupation and Education index (SFOE).

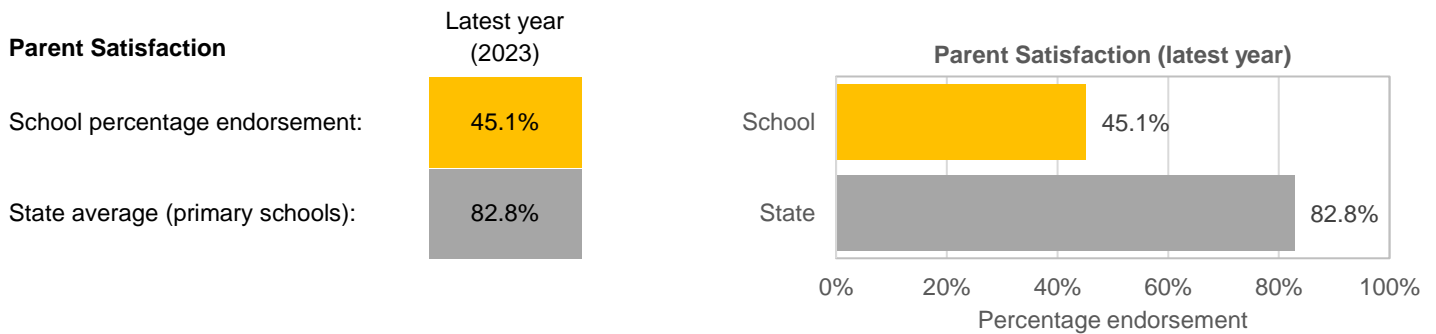
SFOE is a measure of socio-educational disadvantage of a school, based on educational and employment characteristics of the parents/carers of students enrolled at the school. Possible SFOE band values are: Low, Low-Medium, Medium and High. A 'Low' band represents a low level of socio-educational disadvantage, a 'High' band represents a high level of socio-educational disadvantage.

This school's SFOE band value is: Low

Parent Satisfaction Summary

The percentage endorsement by parents on their General School Satisfaction, as reported in the annual Parent/Caregiver/Guardian Opinion Survey.

Percent endorsement indicates the percent of positive responses (agree or strongly agree) from parents who responded to the survey.

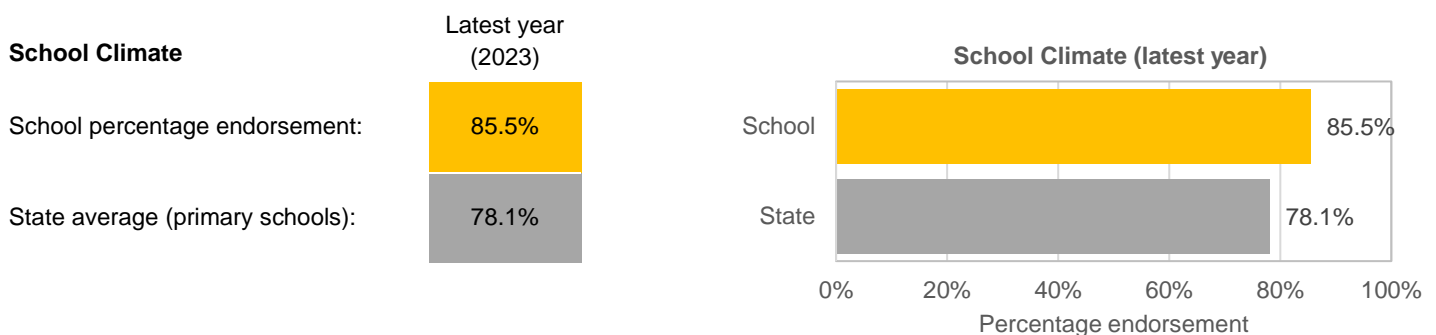


School Staff Survey

The percent endorsement by staff on School Climate, as reported in the annual School Staff Survey.

Percent endorsement indicates the percent of positive responses (agree or strongly agree) from staff who responded to the survey.

Data is suppressed for schools with three or less respondents to the survey for confidentiality reasons.





LEARNING (continued)



LEARNING (continued)

Key: *'Similar Schools' are a group of Victorian government schools that are like this school, taking into account the school's socioeconomic background of students, the number of non-English speaking students and the size and location of the school.*

NAPLAN 2022

Percentage of students in the top three bands of testing in NAPLAN.

Note: The NAPLAN test was revised in 2023 and the 2022 results are not comparable to the new methodology.

Reading Year 3

Latest year
(2022)

School percentage of students
in the top three bands:

96.0%

Similar Schools average:

89.9%

State average:

76.6%

Reading Year 5

Latest year
(2022)

School percentage of students
in the top three bands:





WELLBEING

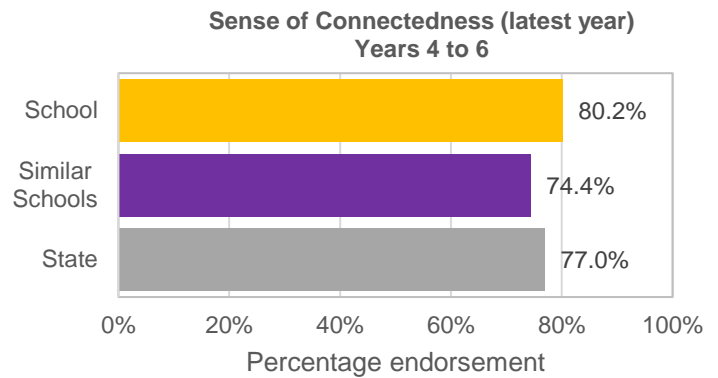
Key: *'Similar Schools' are a group of Victorian government schools that are like this school, taking into account the school's socioeconomic background of students, the number of non-English speaking students and the size and location of the school.*

Student Attitudes to School Sense of Connectedness

The percentage endorsement on Sense of Connectedness factor, as reported in the Attitudes to School Survey completed annually by Victorian government school students, indicates the percent of positive responses (agree or strongly agree).

Sense of Connectedness Years 4 to 6

	Latest year (2023)	4-year average
School percentage endorsement:	80.2%	78.8%
Similar Schools average:	74.4%	75.5%
State average:	77.0%	78.5%

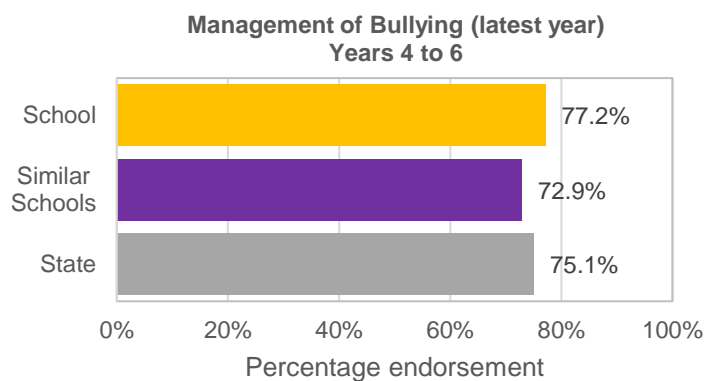


Student Attitudes to School Management of Bullying

The percentage endorsement on Management of Bullying factor, as reported in the Attitudes to School Survey completed annually by Victorian government school students, indicates the percent of positive responses (agree or strongly agree).

Management of Bullying Years 4 to 6

	Latest year (2023)	4-year average
School percentage endorsement:	77.2%	77.0%
Similar Schools average:	72.9%	74.4%
State average:	75.1%	76.9%





ENGAGEMENT

Key: *'Similar Schools' are a group of Victorian government schools that are like this school, taking into account the*

